

Hello Year 3! We are all missing you lots and hope that you are having a nice time at home. We have given you some ideas of activities to keep you busy at home. We would love to see all of your hard work so please email us pictures of you and your amazing work. Our email addresses are on the website. We look forward to seeing all of your brilliance!


Monday	<p>Maths Task: Measure – make some cakes. This will encourage children to read scales accurately. Challenge: If recipe is for 6 cupcakes how would the ingredients change if they wanted to make 12 or 24 cupcakes? Discuss ratio.</p>	<p>English Task: Write a recipe for the cakes they made. Children can add their own ideas for the toppings. Encourage children to use imperative verbs. EG, chop, cut, stick Challenge Can they include brackets and fronted adverbials in their instructions?</p>	<p>Topic Task: Create an Easter basket, card or hat.</p>
Tuesday	<p>Maths task: Measure parts of the body – using ruler discuss how to change cm into mm (multiplying and dividing by 10/100)</p>	<p>English Task: Create a poster for the cakes they have made. Remember to use persuasive vocabulary.</p>	<p>Topic task: Plant some seeds. Discuss what plants need to grow. Create an explanation diagram to show the life cycle. Try to use some scientific vocabulary. If no access to seeds then create a scavenger hunt for children when they either go on a walk or in the garden.</p>

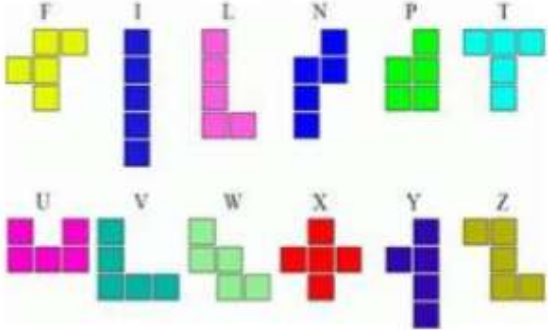
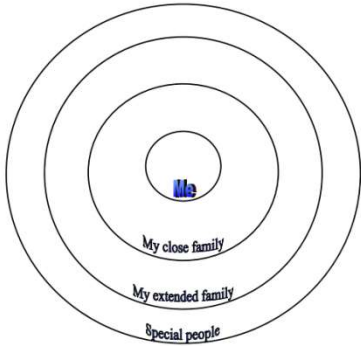
## Excellent Persuasive Openers

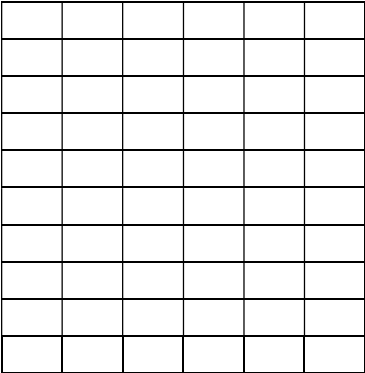

Most people would agree that...  
Only a fool would think that...  
A sensible idea would be to...  
We ALL know that...  
Doesn't everyone know that...?  
It wouldn't be very difficult to...  
The REAL truth is that...  
Are we expected to...?  
Naturally I feel that...  
The fact is that...  
EVERYBODY knows that...  
Surely you would agree that...  
Here are two reasons why...  
This clearly shows that...  
We can see from the evidence that...

Wednesday	<p>Maths Task</p> <p>Choose various containers (milk, yoghurt pots, washing up liquid containers, etc) compare the volume of liquid in each, using a measuring jug ask children to read the scales accurately.</p> <p>Pose some questions for each other e.g. how much more water is in this container? How much more would I need to make a litre?</p>	<p>English Task:</p> <p>Children to a poem of their choice it could be about:</p> <p>Rainbows, football, Easter, feelings</p> <p>Use descriptive techniques e.g. simile, metaphor, alliteration.</p>	<p>Topic Task:</p> <p>Draw a self-portrait.</p> <p><a href="https://www.bbc.co.uk/teach/class-clips-video/art-and-design-draw-self-portrait/z6ytscw">https://www.bbc.co.uk/teach/class-clips-video/art-and-design-draw-self-portrait/z6ytscw</a></p>
Thursday	<p>Maths Task:</p> <p>Draw a birds eye view of bedroom.</p> <p>How long is your bed? How could you scale this down?</p>	<p>English Task:</p> <p>Write a list of tips and hints on how to keep yourself busy.</p> <p>Children could draw pictures, make up games and write rules.</p>	<p>Topic Task:</p> <p>Children to create their own game.</p> <p>Children can be as creative as they like. It could be a board game. A game you play outside or a card game.</p> <p>Make any resources that you might need and write a set of instructions on how to play and how to win.</p>

Friday	Using computer look at maps or google earth. Find different places and research how far away they are from Burnham-on-crouch. Find some interesting facts about the different places. What is it like there? What is the weather like? What animals live there?	English Task: Write a letter to your Teacher! Tell us everything you have been up to.	Topic Task: Parents. play your favourite songs from when you were a child. Have a good old sing song! Mrs Morton's favourite song from when I was a child was 'You are my sunshine ' Miss David's was 'Mr Blue Sky' and Mrs Royce enjoyed 'The only way is up!'
--------	---	---	---

<p>Monday</p>	<p>Work out the cost for a take away meal for your family. Look at take away menus ( find some online if you do not have any at home.)</p> <p>Ask your family member what they would like and work out the total cost of their meal. How much change would they get from a £20 note? If you only had £10, what is the most of amount of dishes you could get? What is the difference between your choice and someone else in your house? Pose your own questions.</p>	<p>Read the story of Hansel and Gretel. Discuss reasons why the characters acted the way they did and how they must have felt.</p> <p>Draw pictures of different characters in different parts of the story. Draw a thought bubble for each character to explain how they are feeling and why.</p> <p>Challenge Use a range to conjunctions e.g. because, so, therefore, however to extend your ideas.</p>	 <p>Find out all about the plants of a plant. Can you make your own piece of art including all of the main parts of a plant? You could collage, paint, draw, chalk. Label the parts of the plant and write a bit of information about each part.</p>
<p>Tuesday</p>	<p>Give each letter of the alphabet a value. Can you think of a word with a value of 200? What word can you think of that has the lowest value? You can add or multiply the amounts.</p>	<p>Choose two of the characters from the text and write conversation between them. You may like to act this out with someone at home before you write it down. When you do write it down remember all of the rules for punctuating speech and try to use a range of verbs rather than repeating 'said'.</p>	<p>Create your own aerobics workout. You will need 10 different activities e.g. starjumps, running on the sport, hopping, skipping etc. Try to be adventurous and think of new ideas.  Create a plan of the different activities, write them down. Try out you own circuit. Do each workout for 30 seconds, have a 30 second break and then move onto the next one. Complete the circuit twice. Try to get other people to do you work out with you.</p>

		<p>The <b>general rules of direct speech</b> are:</p> <ul style="list-style-type: none"> <li>• Each new character's speech starts on a new line.</li> <li>• Speech is opened with speech marks.</li> <li>• Each line of speech starts with a capital.</li> <li>• The line of speech ends with a comma, exclamation mark or question mark.</li> <li>• A reporting clause is used at the end (<u>said</u> Jane, <u>shouted</u> Paul, <u>replied</u> Mum).</li> <li>• A full stop goes after the reporting clause.</li> <li>• If the direct speech in the sentence is broken up by information about who is speaking, add in a comma, question mark or exclamation mark to end the first piece of speech and a full stop or another comma for the second piece (before the speech marks), for example: "It's lovely," she sighed, "but I can't afford now." / "I agree!" said Kate. "Let's go!"</li> </ul>	
Wed	 <p>Copy these shape onto squared paper or draw them accurately using a ruler. Make sure each square is the same size. You might want to find something square to draw around to make it easier.</p> <p>Use the shapes. How can you fit them together to make a 6x10 rectangle. Can you make any other shapes?</p>	<p>Try to write a summary of events from different perspectives. How will they differ? What will each character report? Below are some examples that you can look at together. You can use these as a guide but try to think of your own ideas.</p> <p><b>Caller: Mrs Witch</b>  <b>Time: 3:35 p.m.</b></p> <p>Mrs Witch was very upset when she called. She said she had been rammed into her own oven by some wicked children who had visited her, pretending to want to help her around the house. She said she let them in (even though they were found scoffing the walls of her gingerbread house) because everyone deserves a second chance. Worse still, she said that, after they put her in the oven, they broke into her cellar and stole her fortune which she had inherited. She wants to warn other defenceless old ladies about children like this. She will be fluing bu later to have a chat.</p>	<p>Create your own special circle. Draw pictures or add photographs of people into each section and discuss why they are important to you.</p> 

		<p><b>Caller: Hansel and Gretel</b></p> <p><b>Time: 3:30 p.m.</b></p> <p>Hansel and Gretel called to say they had been through a terrible ordeal in the woods. Apparently, after being dumped there on their stepmum's directions, they stumbled upon a house made of gingerbread owned by what they thought was a sweet little old lady but she soon turned out to be a wicked witch. She kept Hansel in a cage and made Gretel scrub floors; Gretel accidentally knocked the witch into the oven and they ran away. They are back home now and living happily with their dad. Please call them on Storyland 208.</p>		
Thursday	<p>Make a clock. Practice telling the time. If you think you are confident with all times already – make sure you are with these 5 times first</p> <p>25 to 8 20 past 12 5 to 9 10 past 3 20 to 6</p> <p>Then move onto problems show me the time 1hr and 20 minutes later than 10 to 4.</p>	<p>Plan a newspaper report to tell the public the story of Hansel and Gretel.</p> <p>Using the success criteria, plan your ideas ready to write your newspaper tomorrow.</p> <p>E.g. Punchy headline – Sweet ending! 5 Ws – who, what, when, where, why Quotes - The woodcutter reported, "I couldn't believe my eyes when I saw the children being held hostage." Past tense – reported, alleged, astonished,</p>		<p>Find out some information about Hieroglyphics. Try writing some of your own words using these letters.</p> 

		<p>Punchy headline  5 Ws  Retell of main events  Quotes  Conclusion (what is happening now?)  Picture  Caption  Written consistently in the past tense  Extra information added using commas/brackets  Powerful vocabulary  Written in the style a non-fiction text</p>	
Friday	<p>Make your own pairs game to match analogue and digital times.</p> <p>Write the analogue time on one card e.g. twenty to 5 in the evening  16:40</p>	<p>Write newspaper that was planned yesterday. Think about the layout.</p> <p>Some templates are available online, however writing without a template will be just as good!  <a href="https://www.twinkl.co.uk/resource/t-l-616-my-news-writing-template">https://www.twinkl.co.uk/resource/t-l-616-my-news-writing-template</a></p>	<p>Learn a new skill.  Ask people at home what they are good at and what they could teach you. E.g. can they sew, speak French, know sign language, excellent cook, amazing artist. It would be great for them to share their talents with you. If they do not have a skill that you could learn. Learn something together.</p>