

Week 1 20.4.20	Monday	Tuesday	Wednesday	Thursday	Friday
AM	<p><u>Maths</u> Read or listen to the story 'Supertato'. https://www.youtube.com/watch?v=rze89HB9u8g</p> <p>In "Supertato" the Evil Pea is up to no good. We must keep him frozen! I wonder if you can make your own trap for him! Have a look around the house for something you could make a trap for him with! Click the link below to help you create a trap for the Evil Pea, be warned it may get very sticky! https://wrm-13b48.kxcdn.com/wp-content/uploads/2020/ho-melearning/early-years/Day-1-Supertato.pdf</p> <p><u>Literacy</u></p>	<p><u>Maths</u> The Evil Pea says he is the best teacher! He has spread lots of maths facts around the supermarket but they are not all correct. Can you be like Supertato and find the right ones to teach the veggies the correct maths?</p> <p>Complete the activity from the link below. https://wrm-13b48.kxcdn.com/wp-content/uploads/2020/ho-melearning/early-years/Day-2-Supertato.pdf</p> <p><u>Literacy</u> Supertato has lost his superhero mask! Ask your child if they can design a new mask for Supertato to wear. A</p>	<p><u>Maths</u> In "Supertato Run Veggies Run" the veggies are having a sports day to keep fit. I wonder if you could create your own veggie race and discover which veggies roll the best!</p> <p>Click the link below to help you prepare for your own veggie race. https://wrm-13b48.kxcdn.com/wp-content/uploads/2020/ho-melearning/early-years/Day-3-Supertato.pdf</p> <p><u>Literacy</u> Before you start, if possible tape up 2 carrots somewhere around the house in plasters, draw all over 2 pieces of broccoli and</p>	<p><u>Maths</u> Complete the activity 'Potato pattern prints'. The link is below. https://wrm-13b48.kxcdn.com/wp-content/uploads/2020/ho-melearning/early-years/Day-4-Supertato.pdf</p> <p><u>Literacy</u> Ask your child to imagine they are a superhero for the day and they are to create their own 'Superhero identity'. Ask them what would their superhero name be? What would they wear? What would their super powers be? How did they get their super powers? They are then to use their phonic knowledge to write about their identity and then draw a picture.</p>	<p><u>Maths</u> Complete the activity 'Growing Potatoes'. The link is below. https://wrm-13b48.kxcdn.com/wp-content/uploads/2020/ho-melearning/early-years/Day-5-Supertato.pdf</p> <p><u>Literacy</u> Read the story of 'Supertato' with your child. Ask your child to tell you their favourite part of the story and why. They are then to draw a picture of their favourite part and write a sentence to go with it.</p>

<p>Read or listen to 'Supertato' , but stop at the page where the Evil Pea captures the vegetables under the basket and then disappears. Ask your child where they think the Evil Pea might have gone. They are to create "Wanted" posters to put up, so people know the Evil Pea is causing more trouble. Ask your if they can think of any adjectives they could put on their posters to tell people more information about the Evil Pea (they may need reminding what an adjective is e.g. a describing word). You are allowed to support your child as they write their words, helping them to write their words</p>	<p>template has been attached below.</p>	<p>put them somewhere children can see, and wrap up 2 cucumbers in toilet paper. Find a potato and clean and dry it. Begin by reading the 'Supertato Needs Help Letter' (attached below). They may have noticed the vegetables around the house, however, if they have not, point out the carrot, broccoli and cucumber that they might recognise from the story. • Ask the children what they will need to make a Supertato and write down a list. Use the book as a visual aid to help children remember what Supertato looks like and think about what they might need to make him with.</p>		
--	--	---	--	--

	<p>phonetically if they are unsure of the spelling. When they have written their adjectives on the poster, they can draw and colour in a picture of the Evil Pea to help people look for him.</p>		<p>Encourage the children to think about how we might make a superhero recipe. What is Supertato like? Is he caring? Kind? Thoughtful? Quick? Clever?</p> <p>Using whatever you may have around the house let the children create their own Supertato.</p>		
PM	<p>Make a bird feeder, Hang it in your garden. https://www.rspb.org.uk/fun-and-learning/for-kids/games-and-activities/activities/make-a-recycled-bird-feeder/</p>	<p>Take photos of the birds that visit your garden to feed from the bird feeder. How many birds do see? Can you name the birds?</p>	<p>Use the photos of the birds to make an identification chart. You could test your family to see how many they recognise.</p>	<p>You can keep a record of how many times the different type of birds visit your garden. You could record this in a Tally or a Pictogram.</p>	<p>Write some questions for your family to answer about your Tally or Pictogram. Eg. Which bird visited the garden most often? Which bird visited the least?</p> <p>Send us some photographs of the things you have done.</p>

****Alternatively, afternoons can be used for the children to keep a diary of their morning activities.**

Week 2 20.4.20	Monday	Tuesday	Wednesday	Thursday	Friday
AM	<p><u>Maths</u> Read or listen to the story 'Night Pirates'. https://www.youtube.com/watch?v=mdWxBn-xvrQ</p> <p>An essential piece of kit for a pirate is a telescope! Think about how you are going to design yours so we can go on lots of pirate adventures.</p> <p>Complete the activity 'Telescopes' from the link below. https://wrm-13b48.kxcdn.com/wp-content/uploads/2020/homelearning/early-years/Day-1-Night-Pirates.pdf</p> <p><u>Literacy</u> Remind your child of the story 'Night</p>	<p><u>Maths</u> Read or listen to the story 'Troll'. https://www.youtube.com/watch?v=g1vTw47_HgM</p> <p>In the story the Pirates make Troll walk the plank before they find out he can cook! What can you make walk the plank? Will it float or will it sink?</p> <p>Complete the activity 'Walking the Plank' from the link below. https://wrm-13b48.kxcdn.com/wp-content/uploads/2020/homelearning/early-years/Day-2-Night-Pirates.pdf</p> <p><u>Literacy</u> Show your child the picture of the pirate scene (attached below) and talk to them about</p>	<p><u>Maths</u> A pirate loves treasure! I wonder if you can set up your own treasure hunt. Of course every hunt will need some clues. What do your family treasure most?</p> <p>Complete the activity 'Treasure Hunt' form the link below. https://wrm-13b48.kxcdn.com/wp-content/uploads/2020/homelearning/early-years/Day-3-Night-Pirates.pdf</p> <p><u>Literacy</u> Show your child the picture of the treasure chest (attached below) and ask them to describe what's inside the treasure chest, where do they think it has come from? What</p>	<p><u>Maths</u> In all our stories the pirates have a pirate ship! Use your design and maths skills to make a ship that can carry some important pirate treasure after following your treasure map! Your challenge is to make a ship that can hold 5 pieces of treasure!</p> <p>Complete the activity from the link below. https://wrm-13b48.kxcdn.com/wp-content/uploads/2020/homelearning/early-years/Day-4-Night-Pirates.pdf</p> <p><u>Literacy</u> Explain to your child that you have received a message in a bottle</p>	<p><u>Maths</u> The pirates in "Troll" are not particularly good at reading maps and there not particularly good at finding treasure. Can you be a good first mate and help the pirates work out if their maths is trash or treasure.</p> <p>Complete the activities from the link below. https://wrm-13b48.kxcdn.com/wp-content/uploads/2020/homelearning/early-years/Day-5-Night-Pirates.pdf</p> <p><u>Literacy</u> Following on from yesterday's activity, explain to your child that the treasure has</p>


	<p>Pirates' you read this morning. Ask your child if they were a pirate what would their pirate name be? What would they wear? What would they be like e.g, kind or scary? Etc. Use the book as a visual aid to help children remember what the pirates look like in the story. They are then to write down their ideas and draw a picture. A template/example has been provided below.</p>	<p>what they can see in the picture. They are then to use their phonic knowledge to write about the picture.</p> <p>Challenge: Can they use an adjective in their writing?</p>	<p>would thy do if the find a chest full of treasure? Etc. They are then to use their phonic knowledge to write a description of the treasure chest e.g. "The treasure is gold and shiny".</p>	<p>from a pirate called 'Blackbeard' who has stolen some of their treasure. Read the message to your child and explain that in order to get their treasure back, they need to create a wanted poster to tell people more information about Pirate Blackbeard.</p>	<p>now been safely returned they must write a thank you letter to Pirate Blackbeard thanking him for returning the treasure.</p>
PM	<p>Build a den with things you can find around the house. You could plan your den first using pictures or a list. If the weather is good you could build it outside.</p>	<p>Make some invitations for your toys to visit your den for a picnic. You could help make the picnic. Take a photo and send it to us.</p>	<p>Make your own musical instrument to entertain your guests. https://www.activityvillage.co.uk/musical-instruments</p>	<p>If it is sunny. Take some chalk and ask a grown up to draw around your shadow. Stand in the same place at different times of the day, Has your shadow moved? Is it longer or shorter? Why</p>	<p>Make a tinfoil boat. Put some water in a bowl and see if it floats. How many objects can you fit in it before it sinks? Find different objects and see which float and which sink. Make a list of things that float and</p>

				do you think that is? You could also try this with objects in your garden.	sink. Think about why this happens. Tell an adult what you think.
--	--	--	--	---	---

****Alternatively, afternoons can be used for the children to keep a diary of their morning activities.**

Wanted!

The Evil Pea





Dear children,

I have heard that the Evil Pea has been doing bad things to all of my vegetable friends again. Unfortunately, I am in a different country at the moment so I cannot help my friends. Please could you help?

If you make your own Supertato, then my friends will know you are helping me and not the Evil Pea.

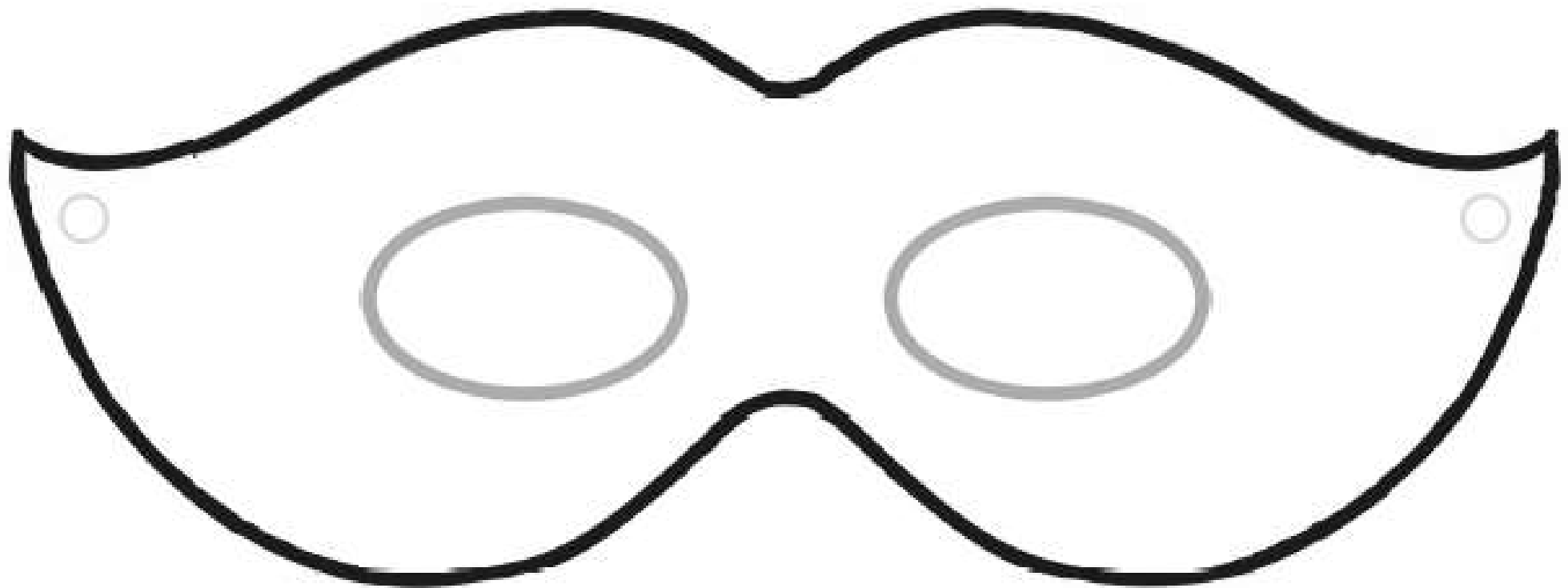
I will be home at the end of the day, so please let me know how you get on.

Love,

Supertato


Superhero Mask

Cut out and decorate





If I were a pirate...





Example: The ship is at sea.



Ahoy, scallywags

Did you find the print made by my boot?
I left it there when I stole the loot!

Your treasure's gone, it's now with me,
So I'm full of greed and joy and glee.

What's that, ye say, ye want it back?
Never! Not whilst my hat is black!

Your gold is hidden inside my chest
And if ye want it, you'll do my quest...

I am Blackbeard, strong and bold
And I have all your precious gold!

It's mine, ye see and I don't share,
I'm a pirate, cruel, without a care.

It's hidden deep within the sand
In some strange and secret land.

I have the map, I have the key,
And if ye want it... you'll have to be nice to ME!

I can't be captured, ye will see.
I am as sneaky as a pirate can be!



Yo-ho-ho!

Blackbeard